









Ergänzung zur Montageanleitung

Art.-Nr.: 556.2012.00

Montage der Rückenlehnen

| Pos | Bild | Abmessung [mm] | Anzahl [Stück] |
|-----|---|----------------|----------------|
| ① | B556.01.0021  | 123/600/1090 | 1 |
| ② | B556.01.0022  | 123/600/1090 | 1 |
| ③ | B556.01.0023  | 123/623/1090 | 1 |
| ④ | G548.01.0050  | 18/24/400 | 48 |
| ⑤ | K001.4040.0004  | 4,0 x 40 | 12 |
| ⑥ | K001.3030.0004  | 3,0 x 30 | 96 |

